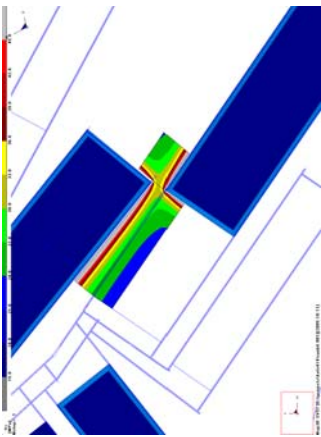
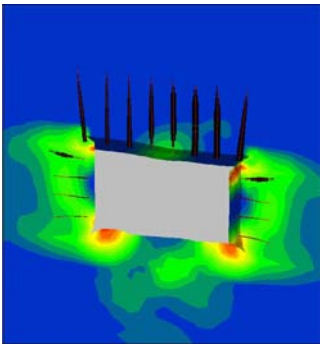




▶ Computer Modelling

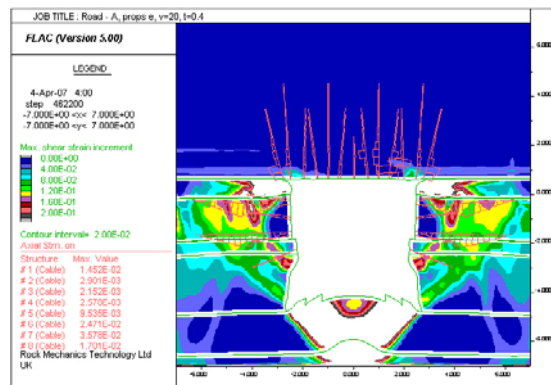


Vertical Stress Contours



FLAC 3D showing roof supports

We routinely use computer modelling for tunnel support and mine layout design.



▶ Validated Models

Model development and validation is based on real data obtained from site measurements

▶ Models Used

- FLAC
- MAP3D
- & others where appropriate

▶ Sensitivity Analysis

We routinely use computer modelling to assess the potential effect of changes in ground conditions such as variations in stress levels and geology tunnel geometry and reinforcement design.

▶ Unrivalled Experience

We have unrivalled experience in modelling excavations in coal measures strata and stratified rocks.

Modelling for greenfield sites also undertaken.

For further information please contact:

Peter Altounyan
 Technical Director Consultancy
 Tel: +44 (0)1283 522201
 Email: paltounyan@golder.com

RMT016-S/07-09(V2)

Golder Associates (UK) Ltd
 Trading as Golder RMT

UK Offices: Belfast, Bretby, Chelmsford, Edinburgh, Falmouth, Leeds, London, Maidenhead, Nottingham, Oxford.
 Globally: Operations across Europe, Africa, Asia, Australasia, North America and South America.

www.rmtltd.com
www.golder.com